

VINNOX1E

Ultrasound Machine



لأول مرة في العراق **RF technology** التكنولوجيا الأولى عالمياً
تضمن نقل الإشارات من البروب إلى صورة بشكل كامل وبدون أي ضياع

- » **Designed in Italy**
- » **New Generation**

FDA
APPROVED



A'DESIGN AWARD
& COMPETITION

Design award winner
2012 - 2013



حاصل على شهادة
الجودة الأوروبية CE



مكتب المبداء العالمي
للإحذية والمستلزمات الطبية والمختبرية

www.almubdaa.com info@almubdaa.com
[almubdaa.company](https://www.facebook.com/almubdaa.company) 0784550023
Iraq, Baghdad, Alsaadoon St. Naser square



VINNO X1E

Innovative RF platform (the first in the world) :-

The revolutionary RF platform, The First in the World, removes the limitations on hardware pre-processing and demodulation of traditional ultrasound platform. This allows all radio frequency signals for computing and processing, which is approximately dozens of times of data size than current traditional ultrasound is using, with the advantage of retaining more information and getting more accurate RF raw data for post processing It results in much better image quality in resolution and contrast . With advanced features and ergonomic design, **VINNO X1E** supports your daily imaging with more comfortable and professional experience.

Deliver Excellence in Style :-

Advance and special design by the Italian Nicola Butti (chief design officer of Butti stile) which is a winner for design in Scientific Instruments, Medical Devices and Research Equipment Design Category, 2012 - 2013 from A'DESIGN AWARD & COMPETITION.

- » **19 inches** LED high resolution rotating monitor.
- » **8 inches** multifunction touch screen user friendly and amazing simple workflow.
- » Modern design, slim and compact.
- » **3 active probe ports.**

Fast connectivity:-



- » **Bluetooth** to transfer data.
- » **WiFi** transmission for easy printing and local connection.
- » **1000GB** internal storage for patient database.
- » **Email** transmission.
- » **3 USB** output.
- » **DVD** writer (Not built-in).
- » **DICOM** system.

Amazing Simple Workflow:-

With tablet-like touch interface, you can navigate to system functions quickly with less distance movement and fewer steps to complete an exam.

VINNO X1E is very flexible to customize the workflow by your finger.



VINNOXIE

Advance Probe Technology:-

Pure Wave Probe Technology delivers better penetration to difficult persons. Xcen Probe Technology represents good performance on superficial tissue imaging.

Wide range of probes available :-

- » convex probe.
- » linear probe (8-16 Mhz).
- » Vaginal probe.
- » 3D/4D probe.

Standard Application:-

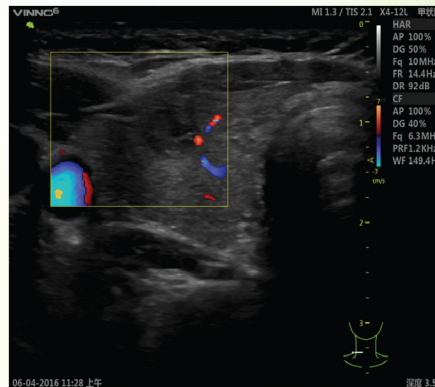
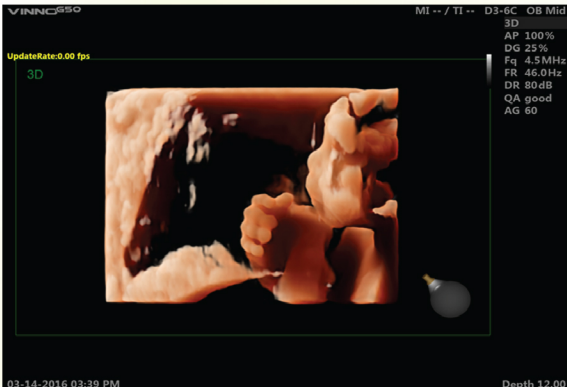
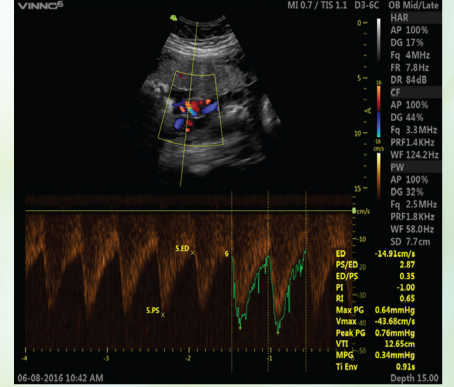
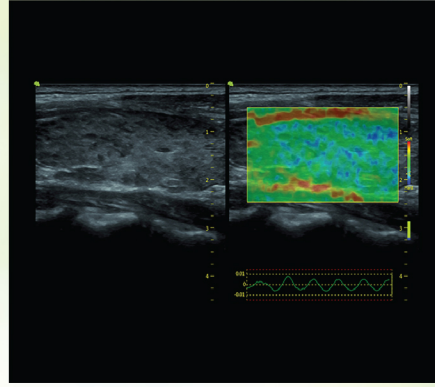
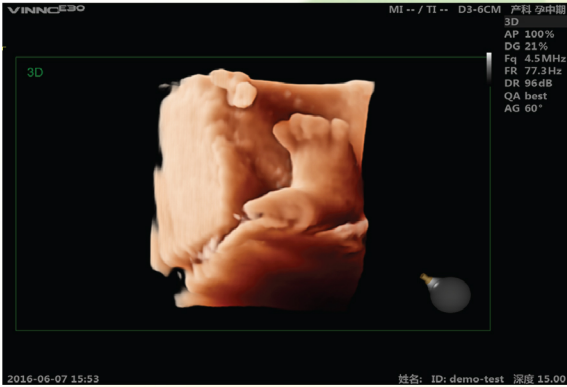
- » B-mode\Tissue harmonic mode.
- » Color Doppler\power Doppler (Directional).
- » Pulse wave & PRF (with auto-trace).
- » 3D/4D package.
- » High quality 3D, 4D.
- » **Smart touch panel 3D/4D operation.**
- » **Tutorials package.**
- » M mode.
- » **Auto OB measurement Package (BPD, HC, OFD, AC, FL).**
- » **Auto 2D follicles measurement.**
- » **Auto bladder volume measurement.**
- » **V tissue (auto adjust of the ultrasound emission to adapt different tissue)**
- » **CBI (contrast bubble imaging).**
- » **V speckle I (speckle reduction).**
- » **Triplex (2D\Color Doppler\PW).**
- » **T view (trapezoid view) = Maximum angle.**
- » **Full screen.**
- » **Auto-optimization for (image quality, Color Doppler, Pulse wave setting)**
- » **B mode and Color Doppler simultaneously.**
- » **Patient database.**
- » **Network storage and printing (Thermal printer, A4 printer).**



VINNO

VISION IN INNOVATION

Ultrasound & ECHO Machine



مكتب المبدع العلمي الوكيل الحصري لشركة

VINNO ULTRASOUND

TO CONTACT US

www.almubdaa.com info@almubdaa.com

[almubdaa.company](https://www.facebook.com/almubdaa.company) 07845500023

Iraq , Baghdad , Alsaadoon St. Naser square

المبدع
مكتب المبدع العلمي
للأجهزة والمستلزمات الطبية والمقننة